

CWE (8070) Earning Conference

2026/05/29



Forward-looking Statement

Information included in this press release that are not historical in nature are "forward looking statements". CWE cautions readers that forward looking statements are based on CWE's reasonable knowledge and current expectations and are subject to various risks and uncertainties. Actual results may differ materially from those contained in such forward looking statements for a variety of reasons including without limitation, risks associated with demand and supply change, manufacturing and supply capacity, design win, time to market, market competition, industrial cyclicity, customer's financial condition, exchange rate fluctuation, legal actions, amendments of the laws and regulations, global economy change, natural disasters, and other unexpected events which may disrupt CWE's business and operations. Accordingly, readers should not place reliance on any forward-looking statements. Except as required by law, CWE undertakes no obligation to update any forward-looking statement, whether as a result of new information, future events, or otherwise.

2026 Q1 Operation Results

- Consolidated Statements of Comprehensive Income
- Consolidated Revenue by Product Types
- Consolidated Balance Sheet
- Consolidated Cash Flow Statement

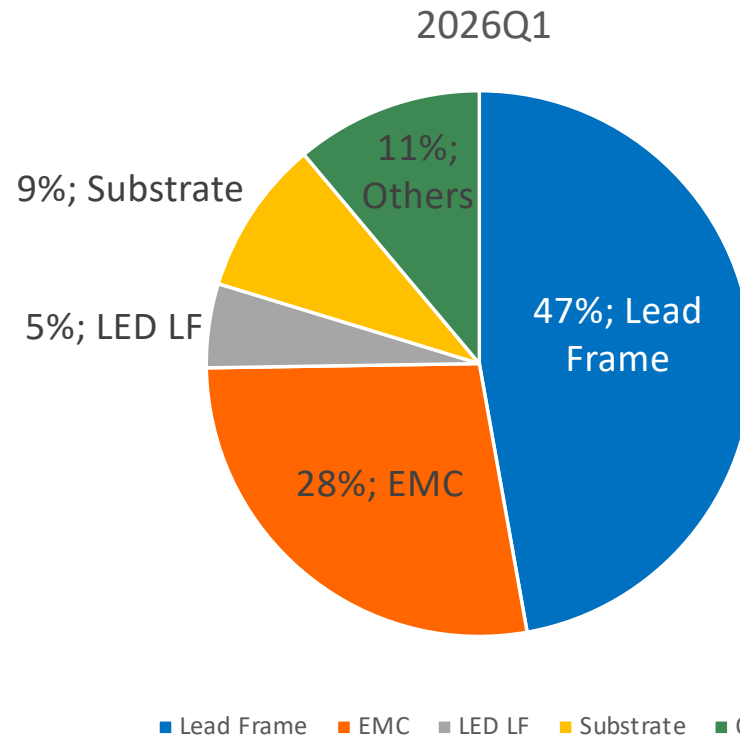
Consolidated Statements of Comprehensive Income



Item(MN NTD)	2026 1Q	2025 4Q	QoQ	2025 1Q	YoY
Revenue	5,422	5,111	6%	4,504	20%
Gross Profit	1,004	929	8%	850	18%
Operating Profit	658	563	17%	495	33%
Non-Operating Items	93	(518)	118%	180	-48%
Pretax Income	751	45	1569%	675	11%
Tax Expenses	152	158	-4%	128	19%
Net Income to Share holders of the Parent Company	362	(334)	208%	332	9%
Basic EPS(NTD)*	0.51	(0.47)	209%	0.47	9%
Key Financial Ratios	2026 1Q	2025 4Q		2025 1Q	
Gross Margin	18.5%	18.2%		18.9%	
Operating Margin	12.1%	11.0%		11.0%	
Pretax Income Margin	13.9%	0.9%		15.0%	
Net Margin	11.0%	-2.2%		12.1%	

Remark * : Basic EPS is calculated bases on NTD\$1 par value per share.

Consolidate Revenue by Product Types



Product	Lead Frame	EMC	LED LF	Substrate	Others	Total
Amount (MM NTD)	2,559	1,494	270	497	602	5,422

Consolidated Balance Sheet



Item(MN NTD)	2026/3/31	2025/12/31	2025/3/31
Cash and other financial assets	10,455	10,404	10,577
Securities investment	18,200	17,165	15,012
Notes and Accounts Receivable	4,504	4,262	3,752
Inventories	3,916	3,322	2,689
PP&E	3,485	3,355	3,800
Total Assets	43,046	40,902	37,683
Current Liabilities	10,365	9,084	7,701
Total liabilities	20,606	18,287	17,206
Total Equity	22,440	22,615	20,477

Consolidated Cash Flow Statement




Item(MN NTD)	2026 Q1	2025 Q1
Cash Equiv.-Beg	7,386	7099
Cash inflow from operating activities	191	771
Cash inflows from investing activities	(489)	491
Cash inflows from financing activities	140	(235)
Effect of Exchange Rate Changes	219	104
Change in Cash Flow	61	1,131
Cash Equiv.-End	7,447	8,230

2026 Main Business Status

- Lead Frame
- Molding Compound
- Adv. Packaging Equipments

Lead Frame-Price/Revenue/Customer Applications



*Start adjusting price due to Raw Material price & tight supply-demand situation ◦

*Subsidiary CWTC 2026/Apr. Revenue record high 1.384 Billion, Expected 2026/Q2 revenue could surpass historical high 3.778 Billion by 2022/Q2 during pandemics period!

*Surging IDM Demand for New Power Products; Strong Pull-In for Cloud Servers & Humanoid Robots!








Lead Frame-Capacity Expansion



*Malaysia Plant Expansion
(Est. Completion: Q3 2027)
— Floor area increased by 100%”

*New Weihai Plant (China):
Initial revenue expected in Q1 2027 (Floor Area:
+150% of Suzhou + Chengdu)

Lead Frame-Mini LED

Mini LED Solution for Backlight		POB	
Package Type		EMC-2525	EMC-1515
Appearance			
Application		Monitor/ TV/ Automotive	Monitor/ TV/ Automotive
LED Light color		Blue/White Light	Blue/White Light
LED Viewing Angel ($2\theta_{1/2}$)		 170°	150°
Backlight OD (Optical Distance)		2.5-5mm	3-5mm
Feature	Module Thickness	Thinner	Middle
	Optimized view angle	 Excellence	Workable
	Hight/Pitch(H/P) Ratio	 1:4	1:2.5
Case Comparison	LED usage in a12.3" display	 384	768
	Local Dimming Zones	384	384
	Total cost	 Low	Middle

*Mini LED EMC-1515 keep penetrate into high-end Automotive backlight / tail-light & Interior ambient lighting

*Mini LED EMC-2525, not only high-end monitor but also cutting into consumer electronics such as TV, expected go into mass production by 2026/Q3!

Molding Compound

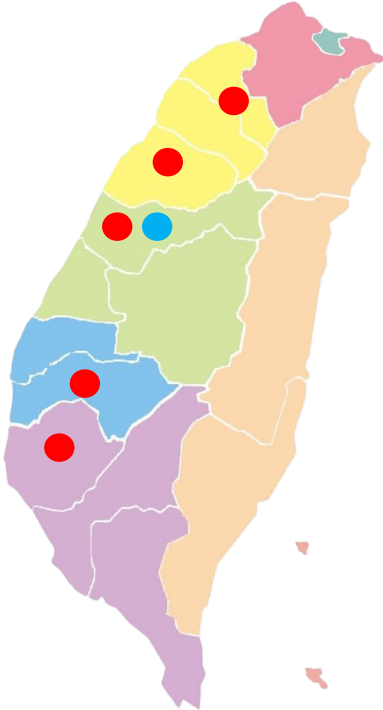


*Price Adjustment on 2026/3/1: Double-Digit Increase!

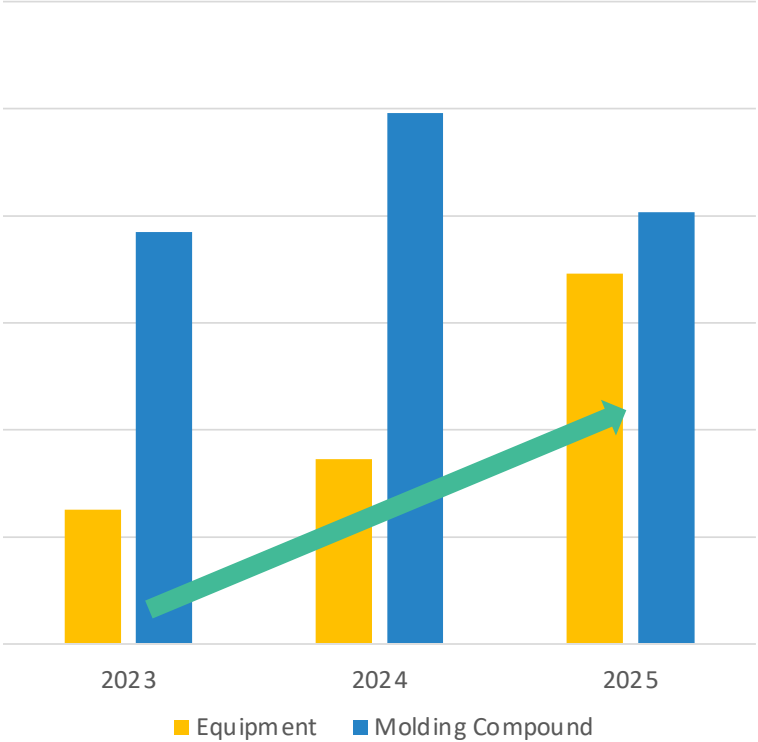
* Peer Price Increases Due to Rising Material Costs; Future Pricing TBD Based on Conditions!

Adv. Packaging Equipment

* WCM-300L/330L 12inch mold equipment

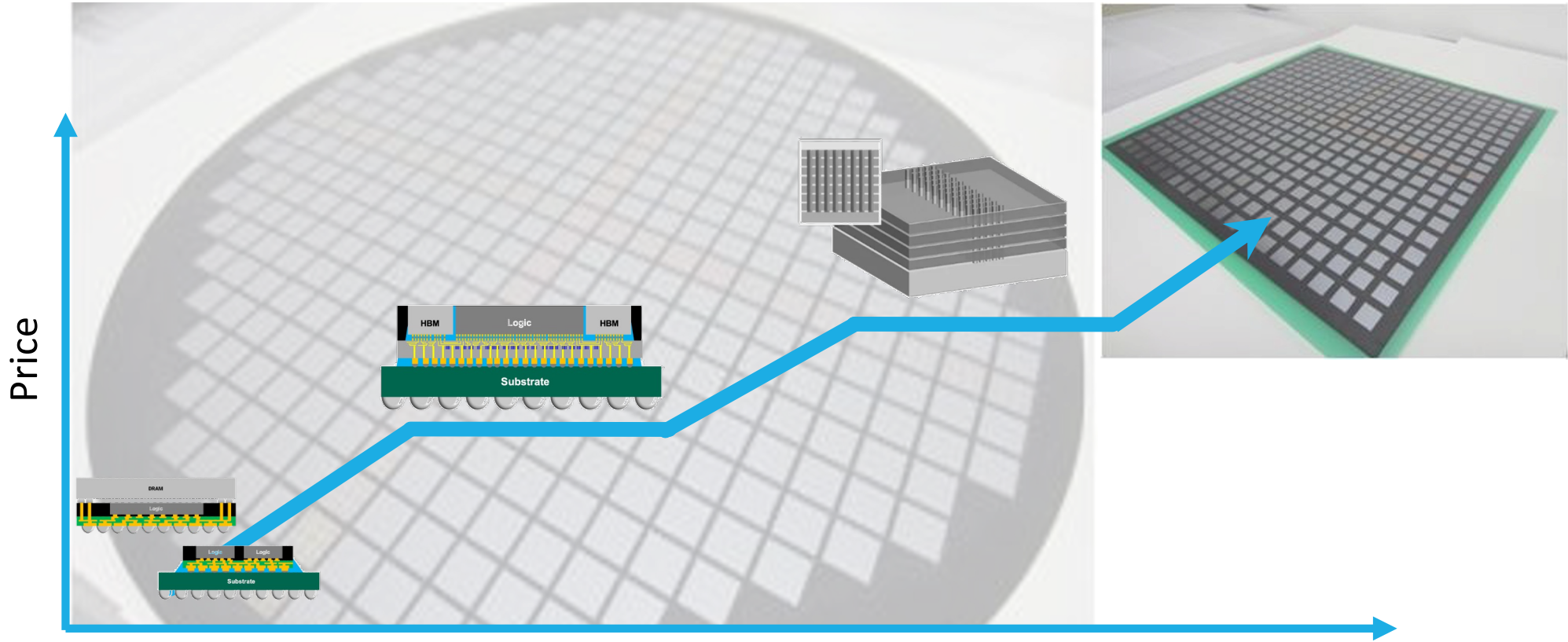


Gross Profit



Adv. Packaging Equipment

-Price increase w/spec. upgrade



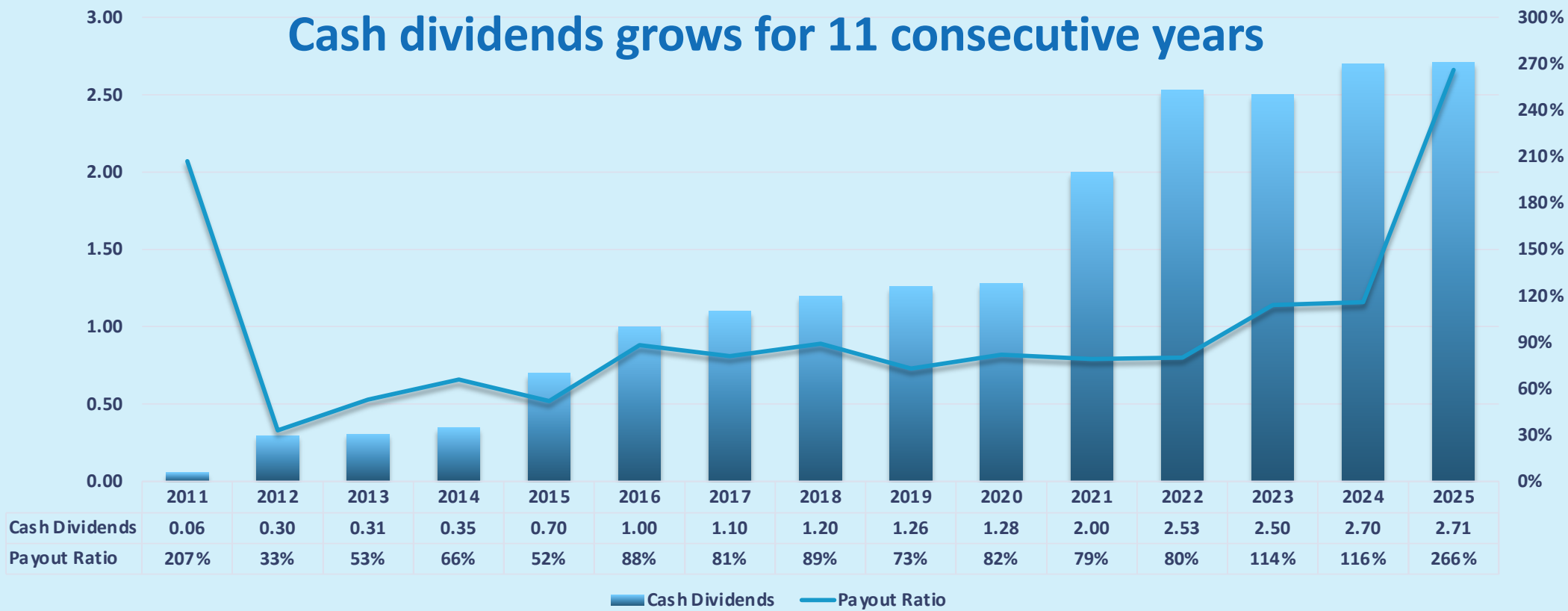
Adv. Packaging Equipment



Itinerary Planning: On-Site Customer Support in Arizona!

Cash Dividend

Cash dividends grows for 11 consecutive years



*Since Aug. 17th, 2020, CWE changed the par value of stock from NT\$10 to NT\$1. For the same basis of comparison, all cash dividends are calculated based on the par value of NT\$1 per share.

Q&A